

Energy Efficiency Programs in Northern Illinois: Business Programs Overview

Roger Baker

Marketing & Environmental Programs

ComEd Smart Ideas Portfolio:

ComEd's 3-year portfolio of energy efficiency programs, approved by the Illinois Commerce Commission

- **Reduces energy consumption** by 1.2 million MWh
- **Saves customers** a net \$155 million after program costs
- **Positions Illinois as a national leader**

The ComEd / DCEO Goals			
	2008	2009	2010
% of Energy Delivered	0.2%	0.4%	0.6%
ComEd MWh Goal (Energy Efficiency)	148,842	312,339	458,919
DCEO MWh Goal (Energy Efficiency)	39,887	81,352	125,158
Total Energy Efficiency Goal (MWh)	188,729	393,691	584,077
Demand Response Goal (MW)	11.7	11.1	10.0

What Does Smart Ideas for Your Business Include?

- Incentives for:
 - Energy efficiency upgrades and equipment
- New Programs
 - Retro-Commissioning (Feb 2009)
 - New Construction (June 2009)
- Data Services
 - Whole building energy data (ENERGY STAR)
 - Energy Insights Online
- Technical support

What Measures Are Eligible for an Incentive?

- **Prescriptive Measures**
- Equipment upgrades:
 - Lighting
 - Cooling
 - Refrigeration
 - Motors
- **Custom Measures**
- Incentives apply to:
 - Retrofits
 - Industrial process improvements
 - Efficiency improvements not captured by the prescriptive program
- **Studies**
 - Retro-commissioning



Ineligible Measures

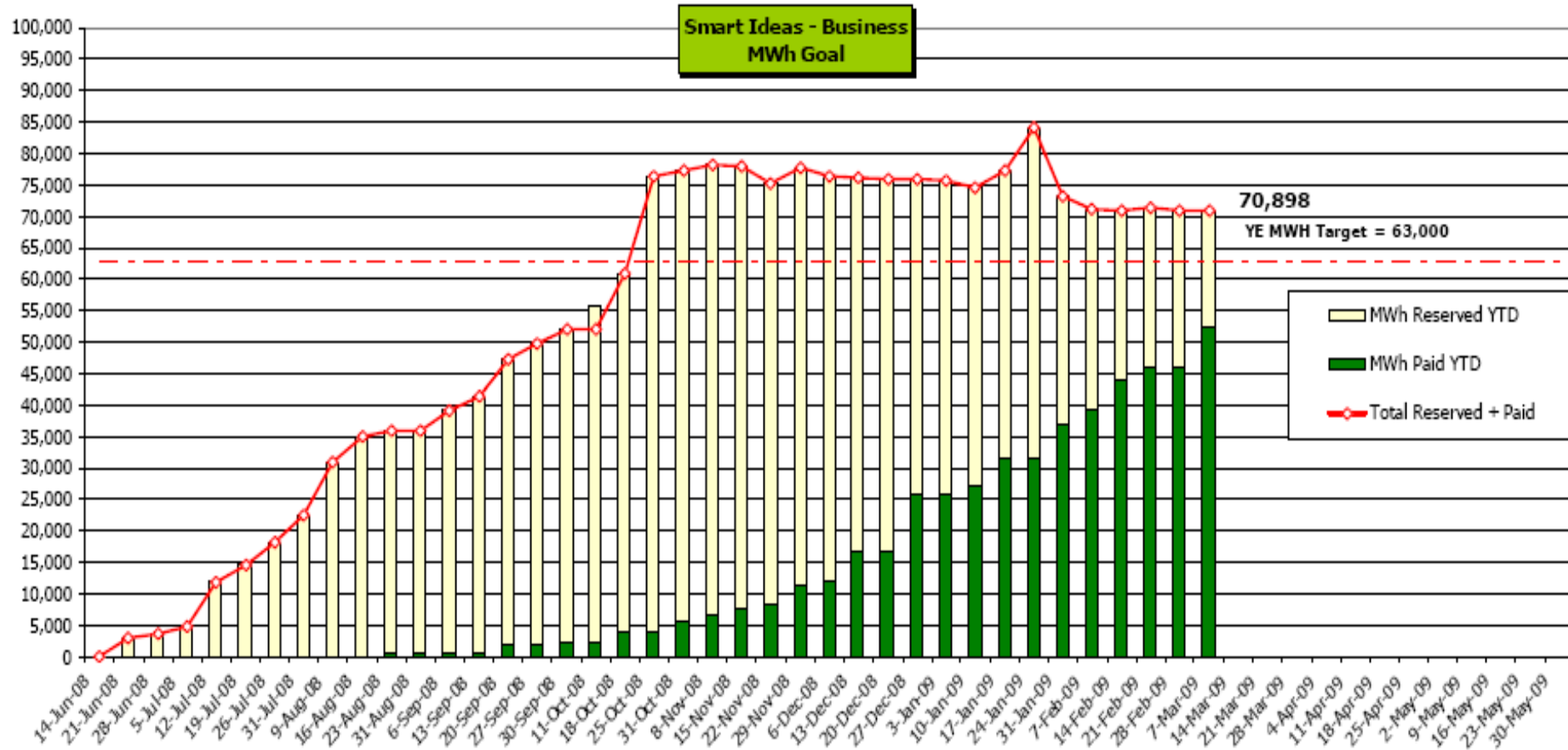
- ❌ Fuel switching
- ❌ Solar / Wind projects
(other incentives available)
- ❌ Residential applications
(other incentives available)
- ❌ Onsite Generation
- ❌ Peak Shifting

First Year was a Huge Success

- Energy Efficiency activity in ComEd territory and Illinois increased.
 - Received over 700 applications
 - Over 70 million kWh saved – Equivalent to about 7,250 homes (Goal was 63 million)
 - 15.2 MW of load reduced – Equivalent to about 30 “big box” stores
 - Program supported \$37.3 million of EE investment
 - 160 Trade Allies registered on www.ComEd.com

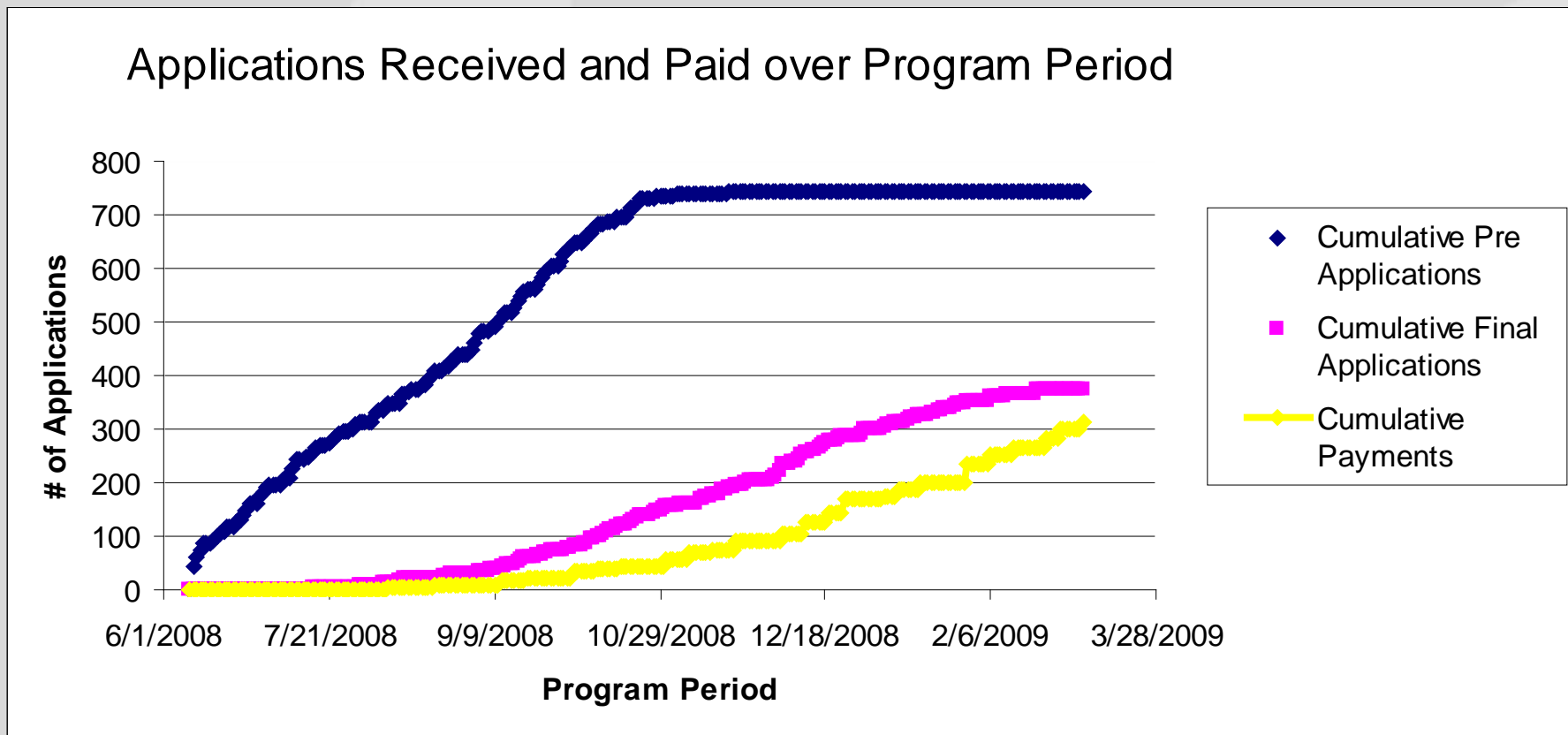
Demand for Incentives

- We saw brisk demand for incentives soon after program launch...



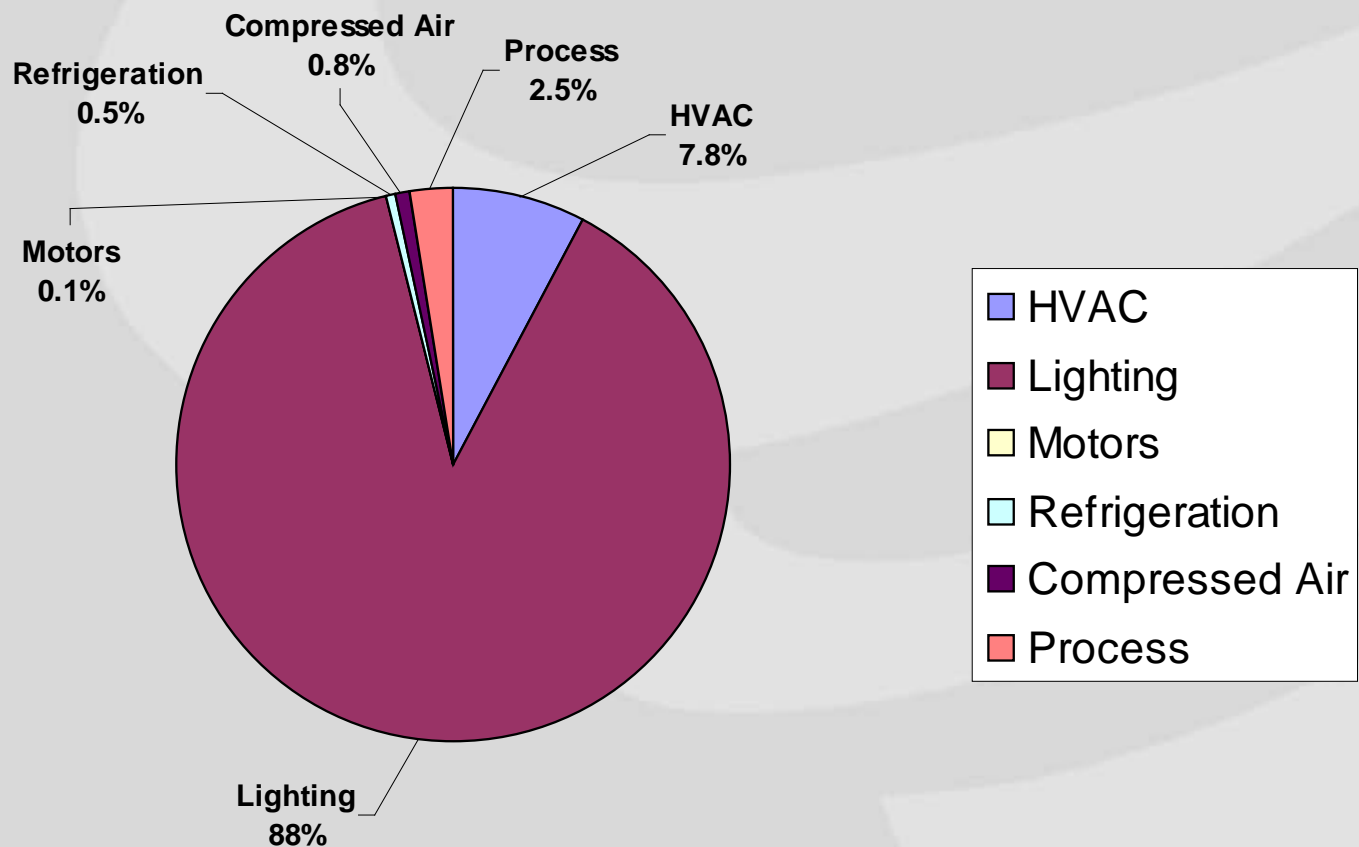
Demand for Incentives

- Most of the applications we received early on were pre-applications...

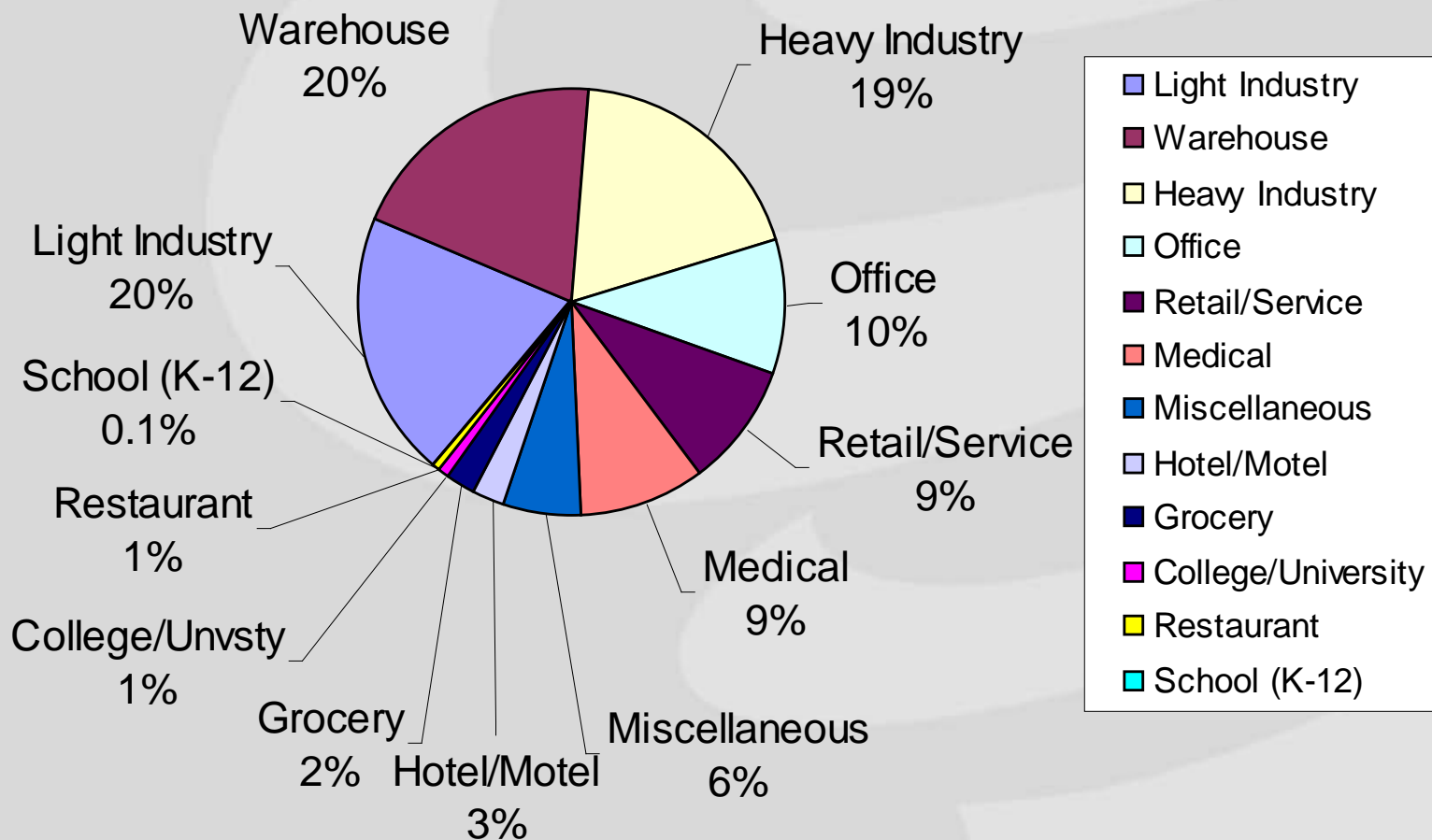


Year One Results- Technologies

Percentage Breakdown of Gross MWh savings (total 88.6 GWh)



Year One Results- Sectors



First Year-Lessons Learned

- Managing Demand for Incentives
 - **Challenge:** Received more than \$15M in requests for \$7M budget
 - Interest likely to be very high in year two
- Factors that may change the pace of incentive spend
 - Double incentive budget
 - Changes in incentive levels
 - Changes in caps
 - Increased number of Trade Allies
 - Increased customer awareness
 - Economy may have impact

Key Changes for Year Two

- Flexibility to carry projects over between program years
- Increased maximum incentives to encourage large custom projects
- Larger incentive budget (more than double Year One)
- New prescriptive measures
- Streamlined prescriptive incentive forms
- Worksheets to assist with custom calculations
- Recognition opportunities for exceptional trade ally performance

Increased Project Caps from \$100k total to...

Annual Incentive Caps per Non Residential Customer Site *	
Prescriptive Program	\$100k per program year (June to May)
Custom Program	100% payout up to \$100k 50% payout above \$100k Maximum \$200k custom payout (June to May)
Total Incentive Cap	\$300k per program year for incentives (June to May)

Annual Incentive Maximums per Non Residential Customer Site *
Incentive must be $\leq 100\%$ of the Incremental Measure Cost (added cost of increasing the efficiency beyond the standard replacement option)
Incentive must be $\leq 50\%$ of the Total Project Cost

- ComEd dispenses funding based on availability
- Applicants must be ComEd delivery service customers (Customers served by a Retail Electric Supplier (RES) are eligible)

* Site is defined as a customer at a single address having contiguous property

Thank you!